

## ABOUT THE BLOCK LOTTO

The Block Lotto has been a monthly online activity for quilters since January 2002.

It began as an activity on a quilting message board and moved into blog land in 2007. In 2012, we moved to our own site and group blog at [blocklotto.com](http://blocklotto.com)

The Block Lotto is open to all quilters at any level of experience.

No commitment is required: make blocks and enter them when you want; otherwise sit on the sidelines, read along, and

Join us!



## SHOW US YOUR QUILT

If you use this Trio of Geese block pattern in a project, please share a photo of your work. You can:

- Email photos and the story of your quilt to [jeansophie@gmail.com](mailto:jeansophie@gmail.com)
- Add your photo to the Flickr group pool [Lotto Block Quilts](#)
- Join the block lotto and add your quilt and its story to the Gallery

I can't wait to see what you make from this block.

FIND MORE BLOCK PATTERNS AT [BLOCKLOTTO.COM](http://BLOCKLOTTO.COM)

## MAY 2013 BLOCK LOTTO



## A Trio of Geese Block Pattern

© 2013 Jean-sophie Wood

## ABOUT THE BLOCK



### A TRIO OF GEESE

This 6 x 9 inch (finished size) block is made from three Flying Geese units, with light, medium and dark fabrics on a cream background.

You may use whatever method you like for making the 3 by 6 inch (finished size) flying geese units. I have included here how the basic block is constructed and how, using the no-waste method of making 4 units at once, you can make 9 lotto blocks from 7 geese fabrics.

## FABRIC GUIDELINES

### CHOOSING FABRICS FOR YOUR BLOCK

Each block is made from FOUR fabrics:

**SKY**—may be solid or tone-on-tone (TOT) print that is CREAM or light TAN. If you make multiple blocks, you may use the same SKY fabric in all your blocks

**GOOSE**—For each block, you'll need three different fabrics of your choice that have light, medium and dark values, relative to each other. If you make multiple blocks, you may repeat fabrics in multiple blocks, but each Trio of Geese block should have a unique three-fabric combination.

If you use the 4-at-once, no waste method for making Flying Geese units, you can make 9 lotto blocks beginning with 7 geese fabrics that range from light to dark.

© 2013 Jean-sophie Wood

## MAKING THE BLOCK

### ✂ THE BASIC BLOCK

The trio of geese is made from three flying geese units, with geese fabrics that are light, medium and dark.

Each unit should measure 3 ½ by 6 ½ inches before it is sewn into the block. The block should measure 6 ½ by 9 ½ inches to finish at 6 by 9 inches when it is sewn into a quilt. For more information about making the flying geese units, see Sophie's Tip Sheet for Flying Geese.

The units should be arranged in light-medium-dark order, with the light goose "leading."



## MAKING 9 BLOCKS FROM 7 FABRICS

### ✂ CUTTING

If you want to quickly make 9 unique blocks for the Block Lotto, I recommend the 4-at-once no-waste method.

Start with 7 fabrics that range from light-to-dark. When choosing fabrics, keep in mind that they will be combined in multiple ways with one another. I started with these, and identified them as




Fabric A through G (going from lightest to darkest).

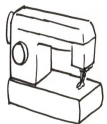
Cut:

One 7 ¼ inch square from each goose fabric, and

28 small sky squares, 3 7/8 inches.



## SEW UNITS, PLAN BLOCKS



### MAKE THE UNITS, PLAN YOUR BLOCKS

Using the 4-at-once, no waste method, make 28 flying geese units.



Press and, if necessary, square up the units. They should measure  $3\frac{1}{2}$  by  $6\frac{1}{2}$  inches.

Arrange the geese in light-to-dark, A-through-G order.

To ensure that the 9 Trio of Geese blocks you create are unique and that each block is made from one light, one medium and one dark fabric (in that order), make a plan.

Here's mine:

Block Number	Top	Middle	Bottom
1	A	C	D
2	A	D	E
3	A	E	F
4	A	E	G
5	B	D	F
6	B	E	G
7	B	C	G
8	B	D	F
9	C	F	G

## MAKING 9 BLOCKS FROM 7 FABRICS



### ASSEMBLE BLOCKS

Using the plan, combine your flying geese units into nine Trio of Geese blocks. You'll have nine blocks with unique light-medium-dark fabric combinations and one unit left over.

Note that a "medium" in one block may be the "light" in another. That's OK. For these blocks, the light, medium and dark values are relative to the other fabrics in the block.

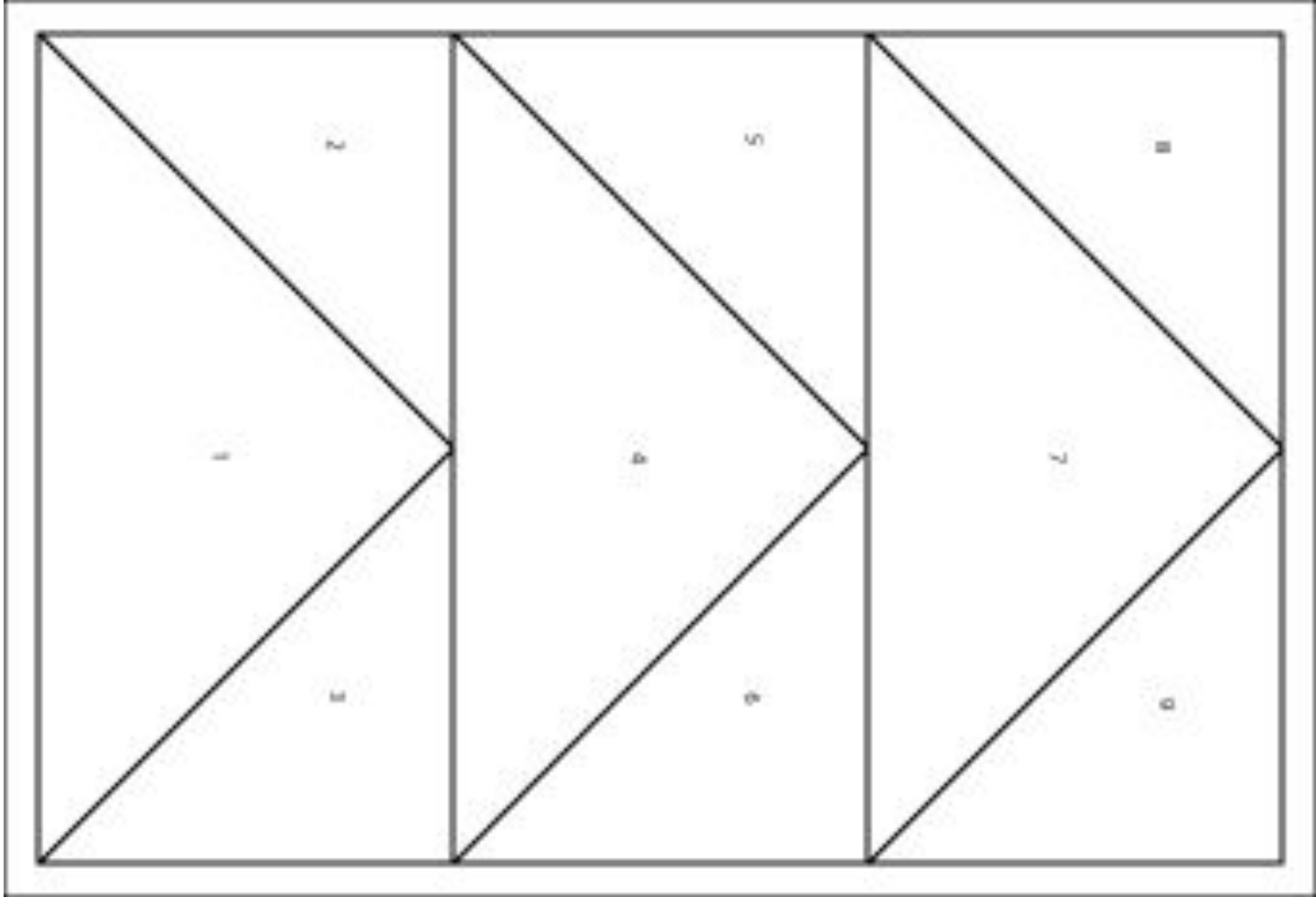


## MAKE YOUR OWN PLAN

There is more than set of 9 unique light-medium-dark combinations that can be made from the 7 fabrics/28 geese. If you'd like to make your own, here's a worksheet.

Block Number	Top	Middle	Bottom
1			
2			
3			
4			
5			
6			
7			
8			
9			

# TEMPLATE FOR FOUNDATION PIECING



© 2013 Jean-sophie Wood