

Star Chain Quilt Block

Block directions and guidelines for the February 2014 Block Lotto

This 14 inch (finished size) Star Chain block has an Ohio Star block at its center and an Irish Chain crossing through it.



Cut Fabrics

From **GREEN** (Background):

One 2 1/2 by 20-inch strip

Four 4 1/2 by 6 1/2-inch rectangles

Two 3 1/4-inch squares

From **LIGHT** (Chain):

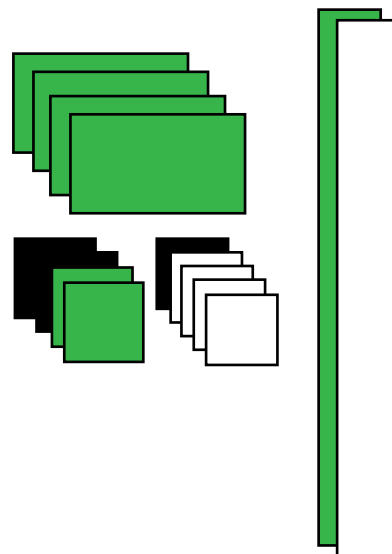
One 2 1/2 by 20-inch strip

Four 2 1/2-inch squares

From **CONTRAST** (Star):

Two 3 1/4-inch squares

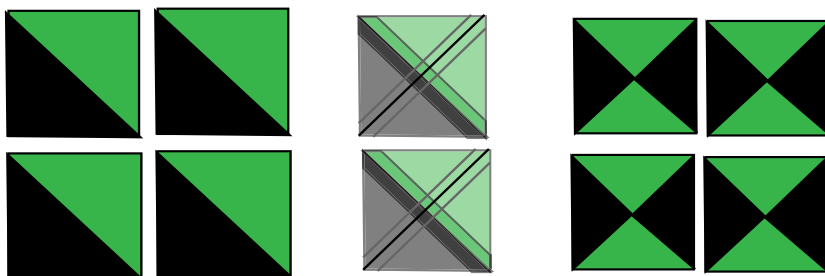
One 2 1/2-inch square



Make Components

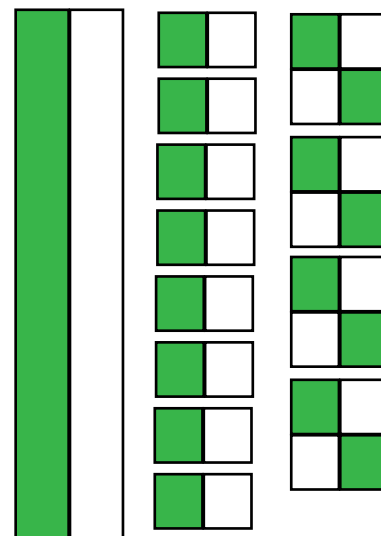
Quarter-Square Triangle (QST) Units

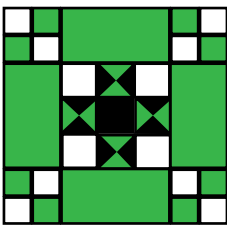
1. Use the 3 1/4 inch squares to make 4 QST units., but first creating half-square triangles
2. Put two of the HSTs right sides together, drawing a line diagonally across the square, crossing the seam and sewing 1/4 inch on either side
3. Cut on the drawn line to form a QST. Each of the four QST units should measure 2 1/2-inch square



4-Patch Corners

1. Sew the two long strips together and press.
2. Cut the sewn strip into 8 units, each 2 1/2-inch wide.
3. Combin 2 of the cut units to create four 4-patch corner units. They sheould each measure 4 1/2 inches square





Star Chain Quilt Block


Block directions and guidelines for the February 2014 Block Lotto




Make Components

Ohio Star Center

1. Create the Ohio Star center by forming a 9-patch using the five 2 1/2 inch squares and four QST units.
2. Sew the star center together like a 9-patch. The center unit should measure 6 1/2 inches square



Assemble Block



1. Lay out the block with the Ohio Star block in the center, the 4-patch units in the corners. The green rectangles complete the 9-patch layout. Be sure the light chain squares are oriented correctly to create X across the block.
2. Sew the block together like a 9-patch. The block should measure 14 1/2 inches square to finish at 14 inches when sewn into a quilt.

Block Lotto Guidelines - March 2014

- Fabric Guidelines:
 - GREEN background fabrics may be solids, tone-on-tone prints or multicolor prints that are predominately green.
 - LIGHT chain fabric may be any light-colored fabric except white.
 - CONTRAST star fabric may be any fabric which contrasts with both the green background and light chain fabric.
 - You may use the fabrics in multiple blocks as long as each 3-fabric combination is unique.
- You can enter a **maximum of FOUR blocks**.
- Use the Tag **star chain** for your blog posts about this block.

