



Quilt Layout Ideas for 9-Patch Plaid Quilt Blocks

Quilt 1: 48 blocks sewn together in a straight set (no sashing) , alternating the two block types:. 4 ½ inch, black and white border added. This quilt would measure 63 by 81 inches.




Quilt Layout Ideas for 9-Patch Plaid Quilt Blocks

Quilt 2: 48 blocks sewn together in a straight set, with blue-corner blocks on the outside and white-corner blocks on the inside. 4 ½ inch, blue border added. This quilt would measure 63 by 81 inches.




Quilt Layout Ideas for 9-Patch Plaid Quilt Blocks

Quilt 3: 48 blocks sewn together with a thin red sashing (cut at 1 inch) , alternating the two block types: . 4 ½ inch, red border added. This quilt would measure 66 ½ by 85 ½ inches.



Quilt Layout Ideas for 9-Patch Plaid Quilt Blocks

Quilt 4: 39 blocks set together on-point, alternating rows of blue-corner and white-corner blocks. Blue setting triangles and 3 inch border. This quilt would measure 57 by 82 inches.



Quilt Layout Ideas for 9-Patch Plaid Quilt Blocks

Quilt 5: 50 blocks set together on-point, alternating rows of blue-corner and white-corner blocks. White setting triangles and 4.5 inch border. This quilt would measure 72 ½ by 85 inches.

