

## Many Triangles Border Block



Block directions and guidelines for the August 2015 Block Lotto

This block is another long block measuring 5 x 18 ½ inches—to finish at 4 ½ by 18 inches when it is sewn into a quilt.

You can make a **MAXIMUM of NINE BLOCKS** for the drawing in April

Use the tag **Many Triangles** for your posts on Blocklotto.com about this block.

### Fabric Guidelines for the Block Lotto

This scrappy block is made from two colors:

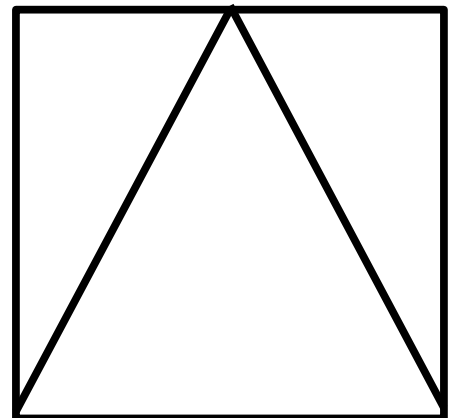
Red – solid, tone-on-tone, or a multicolor print that is predominately red. You will need four reds for each block  
Cream or Low Volume print – NO SOLIDS this month, only prints. You may use cream on cream, or other low volume prints. You may use one or many fabrics for each block.

If you choose to make multiple blocks, you can repeat fabrics as long as each block is a unique – NO TWINS.

### Revisiting Peaky and Spike

This block is made from a larger version of the triangle in a shape square we used for our Made Fabric Stars in April. As a reminder, here's how to make your templates:

- Draw a 4 ½ inch square.
- Mark the center of the top edge. Add lines from that center mark to each of the bottom corners. Cut on the lines to create templates.
- Remember that you will have to add ¼ inch seam allowance around each piece.
- Also note that there are right and left triangles, so use both templates or cut the star fabric folded to create mirror image pieces.



You can also use specialty rulers to cut the pieces for these units, like the Tri-Recs tools, produced by EZquilting.

## Making the Block

### Cut fabrics:



- Four triangles cut from four red fabrics
- Three triangles cut from one or more cream or other low volume fabrics
- One each of the half triangles cut from cream or other low volume fabrics.

### Assemble the block:

- Lay out the triangle pieces to form the block
- Sew them together. (Wasn't that easy?)

**Measurement Check: your block should 5 by 18 ½ inches**

## Easy Quilt Layout Ideas



The quilt on the left is 67 by 85 inches and is made from 48 Many Triangles blocks with two borders (2.25 inner border and 4.5 inch outer border).

The quilt on the right is 72 inches square and is made from 64 Many Triangles blocks with no borders.