

Block Lotto – June, 2018

Summer Reading

This month's block pays homage to one of my favorite childhood activities: summer reading! Seemingly unlimited time and a public library full of books meant hours of great discoveries. I wrote about my experiences in this post:

<https://withstringsattached.blogspot.com/2013/08/librarysummerheaven.html>

The Summer Reading block is made out of novelty fabrics or bright/busy prints with a light/medium blue low-volume background. It's 10" unfinished.

FABRIC

For the book: 10" square of novelty or bright/busy print


For the book spine: 1-1/4" x 7" to contrast with the book

For the background: light/medium low-volume blue

- 2 strips, 1-1/4 x 3"
- 4 rectangles, 4-1/4 x 3
- 2 strips, 1-1/2 x 10-1/2

TEMPLATES

Print templates at 100%. (You may need to adjust your printer settings. Just in case, dimensions of the templates are provided so you can draw your own.)




Basic block layout.

Sew blue strips to spine, top and bottom.

Sew top and bottom to book covers.



Look at the bottom corners. See the offset? That lets the pieces line up.



You may need to trim the pieces.
(Left is untrimmed; right is trimmed.)

Sew book covers to spine.
Sew border strips to sides.

Press. Trim to 10" square.



Happy reading!

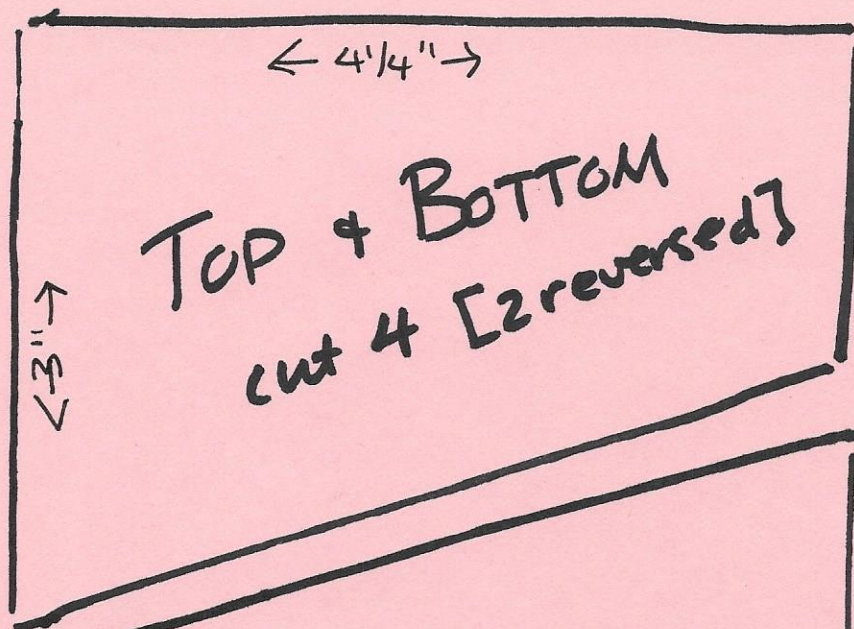
Questions or comments?

Nann Hilyard

nbhilyard@att.net

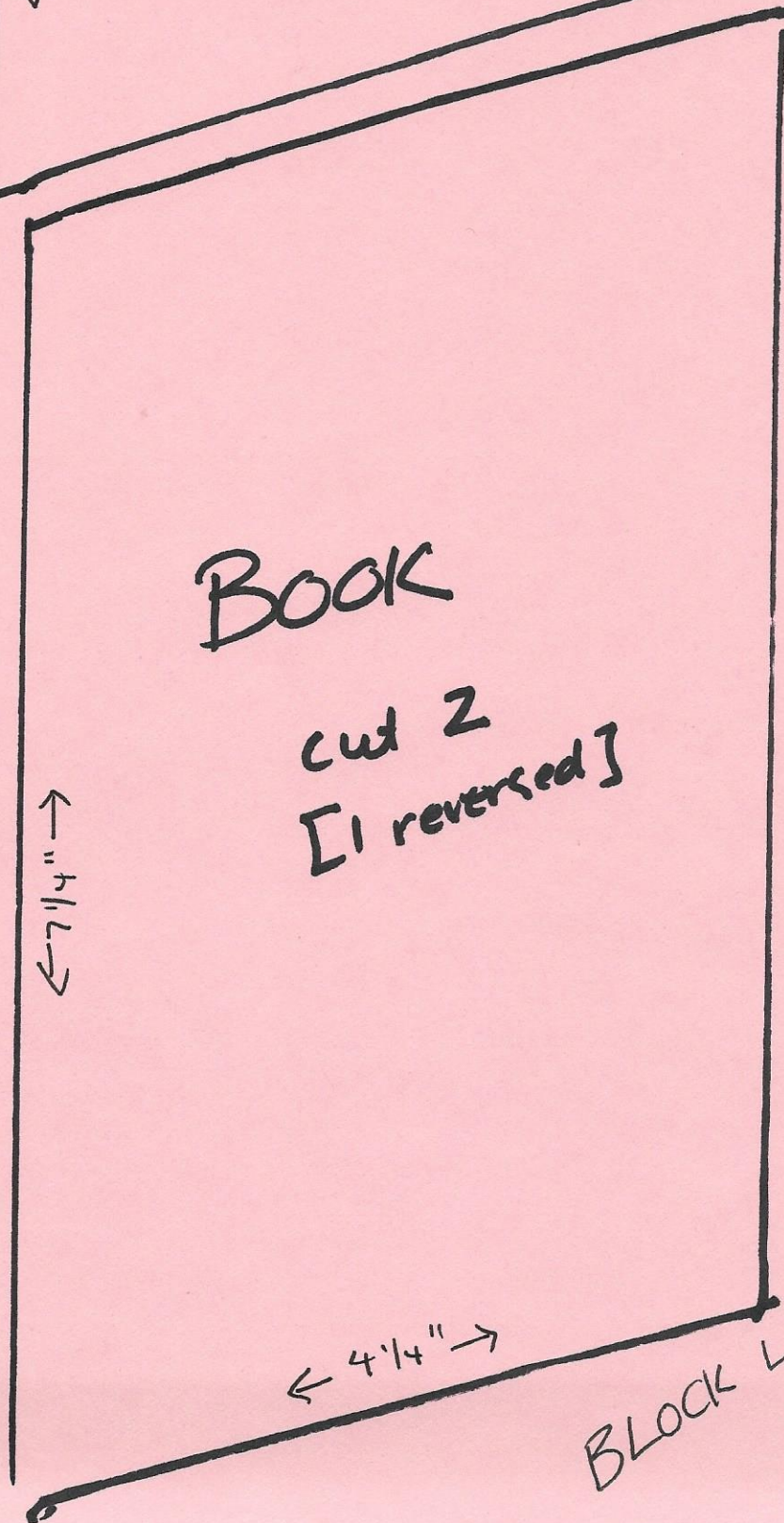
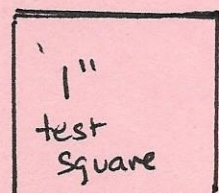
© Nann Blaine Hilyard 2018

Please be courteous and ask for permission before sharing this pattern and/or any images herein.



Template
includes
1/4" seam
allowance.

Hint: print
templates on
card stock
for durability.



BLOCK LOTTO
JUNE, 2018